



aerospace  
climate control  
electromechanical  
filtration  
fluid & gas handling  
hydraulics  
**pneumatics**  
process control  
sealing & shielding




# LV and EZ Lock-Out Valves

Bulletin 0600-B87




ENGINEERING YOUR SUCCESS.

# Parker Lockouts meet safety standards



### Traditional Ball Valve

- Not a dedicated energy isolation device ❌
- Not a full exhaust port ❌
- No verification of line exhaust ❌
- Can be locked ON ❌
- Not easily identifiable ❌



### Parker Solutions

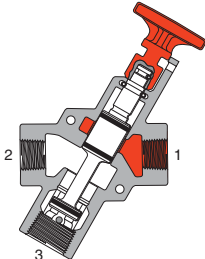
- ✓ Dedicated energy isolation device
- ✓ Full exhaust port
- ✓ Verification of line exhaust
- ✓ Only lockable in OFF position
- ✓ Easily identifiable

- ✓ Parker has a complete offering from 1/4" to 2" ports
- ✓ Full exhaust reduces maintenance time = Increased uptime
- ✓ Teflon seals outperform competitor models using Buna-N
- ✓ Built-in pressure verification port sets Parker above competition



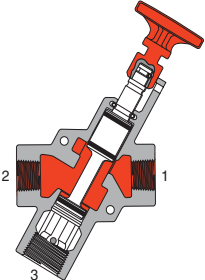
### **VALVE CLOSED**

With a short inward push of the red handle, the flow of supply air is blocked from the outlet port. Downstream air flows from outlet to exhaust port. The valve must be padlocked while in this position during maintenance to prevent it from being inadvertently pulled outward and creating the potential for injury to people or machinery.



### **VALVE OPEN**

When the red handle is pulled out, supply air flows freely from inlet to outlet, and flow to the exhaust port is blocked. A detent keeps the handle in the open position. The handle is not designed to be locked in the open position so that the valve is always ready for shutoff.



**NOTE:** Parker LV, LVSS, and EZ series are designed as an energy isolation device for maintenance purposes, NOT as an E-stop.

# Parker LV Series Pneumatic Lockout

## Compact

### Features

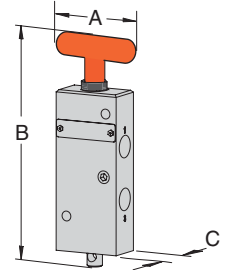
- Compact size
- Lightweight
- Ideal for Packaging and Machine Tools



Port In / Out	Port Exh	Part Number*	scfm In / Out	scfm Exh	A (in)	B (in)	C (in)	Wt (lb)
1/4	3/8	LV2N3B	41.8	40.7	2.3	6.5	1.0	0.9
3/8	3/8	LV3N3B	60.7	60.7	2.3	6.5	1.0	0.9

### Specifications

- Operating temperature: 40°F to 175°F
- Media: Filtered compressed air (5 micron)
- Inlet pressure: 15 to 145 psi



## Standard

### Features

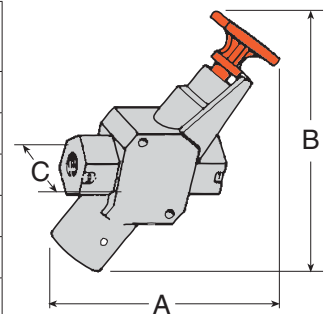
- Wide range of port sizes
- Industry proven reliability
- Ideal for most applications



Port In / Out	Port Exh	Part Number*	scfm In / Out	scfm Exh	A (in)	B (in)	C (in)	Wt (lb)
3/8	3/4	LV3N6B	107.7	81.1	6.4	8.8	2.0	2.0
1/2	3/4	LV4N6B	161.4	90.9	6.4	8.8	2.0	2.0
3/4	3/4	LV6N6B	187.7	93.2	6.4	8.8	2.0	2.0
3/4	1-1/4	LV6NAB	297.7	204	7.6	10.6	2.3	3.2
1	1-1/4	LV8NAB	375	216	7.6	10.6	2.3	3.2
1-1/4	1-1/4	LVANAB	436.4	221	7.6	10.6	2.3	3.2

### Specifications

- Operating temperature: 40°F to 175°F
- Media: Filtered compressed air (5 micron)
- Inlet pressure: 15 to 300 psi



## High Flow

### Features

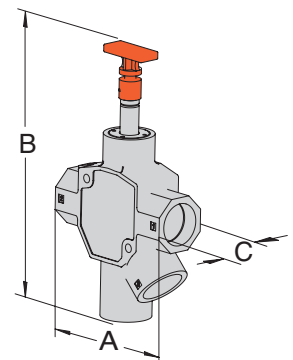
- Highest flows
- Ideal for power generation and pulp & paper applications



Port In / Out	Port Exh	Part Number*	scfm In / Out	scfm Exh	A (in)	B (in)	C (in)	Wt (lb)
1-1/2	2	LVBNCB	761.4	1156	8.2	14.9	3.0	8.2
2	2	LVCNCB	918.2	1186	8.2	14.9	3.0	8.2

### Specifications

- Operating temperature: 40°F to 175°F
- Media: Filtered compressed air (5 micron)
- Inlet pressure: 15 to 300 psi



\* NPT ports standard, for BSPP ports, change 4th digit from "N" to "B"

# Parker EZ Series Pneumatic Lockout

The EZ series meets all the same standards as the LV series with the added feature of a soft start when opened. There are still 2 detented positions for the handle (push close, pull to open), but when pulled open, an adjustable needle valve controls the rate of pressure build-up. This can protect equipment during start up after maintenance

## Features

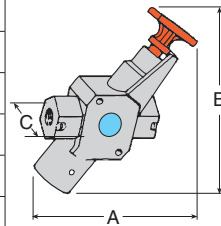
- Easily identified blue dot on label
- “EZ” soft starting
- Ideal for most applications

## Specifications

- Operating temperature: 40°F to 175°F
- Media: Filtered compressed air (5 micron)
- Inlet pressure: 30 to 150 psi



Port In / Out	Port Exh	Part Number*	scfm In / Out	scfm Exh	A (in)	B (in)	C (in)	Wt (lb)
3/8	3/4	EZ03NB6	136.4	181	6.4	8.8	2.0	2.1
1/2	3/4	EZ04NB6	161.4	189	6.4	8.8	2.0	2.1
3/4	3/4	EZ06NB6	181.9	216	6.4	8.8	2.0	2.1
3/4	1-1/4	EZ06NBA	272.7	248	7.7	10.8	2.3	3.2
1	1-1/4	EZ08NBA	311.4	273	7.7	10.8	2.3	3.2
1-1/4	1-1/4	EZ0ANBA	368.2	291	7.7	10.8	2.3	3.2




\* NPT ports standard, for BSPP ports, change 4th digit from “N” to “B”

## LV / EZ Accessories



### Visual Pop-up Indicator – Part # 988A30

- Visual verification of line exhaust to comply with regulations
- Can be used on all LV or EZ part numbers



### Pressure Switch – Part # PPS1-2C3-RHM (DIN 9.4mm)

- Signal verification of line exhaust
- Can be used on all LV, LVSS, or EZ part numbers
- Replace trailing “HM” with “WL” for 18” leads
- Add “8” after the “2” for BSPP threads
- Field adjustable set pressure point



### High Flow Silencers

Part Number *	ES25MC	ES37MC	ES50MC	ES75MC	ES100MC	ES125MC	ES150MC	ES200MC
Pipe size	1/4	3/8	1/2	3/4	1	1-1/4	1-1/2	2
Flow (scfm)	129	219	549	893	1013	1486	1580	1580

\* NPT ports standard, for BSPT ports, add a “B” after the “S”

# Parker is protecting your most valuable assets...



Standard 190.147

- This applies to the servicing and maintenance of a machine or equipment.
- Any new, replacement, repair, or renovation to a machine must include an energy isolation device that can accept a lock out device.
- Lock out devices should not be used for any other purposes
- Verification of energy isolation is required



Standard Z244

- This applies to all machines
- Lockout / tagout is the primary method of hazardous energy control
- Machines shall be designed, manufactured, supplied, and installed with energy isolating devices



- B11.0 applies to a broad range of machines, B11.TR6 is specific to machine tools, and B155.1 is specific to packaging and converting machines
- Energy isolating device shall:
  - Be capable of being locked in the OFF position only
  - Be easy to operate
  - Have an exhaust port equal or greater than its supply port
  - Have a pressure indicator that is visible to an operator to verify line is relieved of pressure

## ...By offering the best in pneumatic safety for machine maintenance:

**Inside  
Page**

Factory Automation  
Machine Tools  
Pulp & Paper  
Power Generation

Food & Beverage  
Life Sciences  
Oil & Gas  
Chemical

**Outside  
Page**

# Parker LVSS Series Pneumatic Lockout

- Meets same safety standards as the LV series
- Corrosion resistant 316 stainless steel construction
- Meets NACE MR0175 and ISO 15156 specifications
- Built-in pressure sensing port for verification
- Smooth surfaces and stand-off mounting
- Ideal for washdown applications
- Perfect for food & beverage, chemical, pharmaceutical, oil & gas, and more

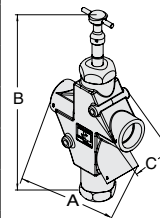


## Specifications

- Operating temperature: 30°F to 175°F
- Media: Filtered compressed air (5 micron)
- Inlet pressure: 15 to 300 psi



Port In / Out	Port Exh	Part Number*	scfm In / Out	scfm Exh	A (in)	B (in)	C (in)	Wt (lb)
1/4	1/4	LV2N2BSS	48.6	47.2	3.5	8.6	2.1	3.8
3/8	1/2	LV3N4BSS	131.6	142	4.3	10.5	1.8	6.0
1/2	1/2	LV4N4BSS	124.8	142	4.3	10.5	1.8	6.0
3/4	1	LV6N8BSS	325	386	6.0	14.1	2.5	13
1	1	LV8N8BSS	325	386	6.0	14.1	2.5	13
1-1/2	2	LVBNCBSS	889	1023	8.2	18.5	4.0	35
2	2	LVCNCBSS	889	1023	8.2	18.5	4.0	35



\* NPT ports standard, for BSPP ports, change 4th digit from "N" to "B"

## LVSS Accessories



### Stainless steel visual pop-up indicator – Part # 1155H30

- Visual verification of line exhaust to comply with regulations

### Corrosion resistance mufflers for harsh environments



Port Size	Construction	Part Number	Threads*	Dimensions In. (mm)	
				Width	Length
1/4	Stainless steel	5500A2004	Male	0.56 [14.2]	1.75 [44.5]
1/2	Stainless steel	5500A4004	Male	0.87 [22.1]	2.75 [69.7]
1	Stainless steel	5500A6004	Male	1.31 [33.3]	3.87 [98.3]
2	Nickel plated	5500A9004	Male	2.37 [60.2]	5.50 [139.7]

\* NPT threads only

Bulletin 0600-B87 5/2013



Parker Hannifin Corporation  
**Pneumatic Division**  
 8676 E. M89  
 P.O. Box 901  
 Richland, MI 49083 USA  
 Tel: 269 629 5000  
 Fax: 269 629 5385

Applications Engineering  
 Phone: 877 321 4PDN Option #2  
 E-mail: pdnapps@parker.com  
 Customer Support  
 Phone: 877 321 4PDN Option #1  
 E-mail: pdncustsvc@parker.com  
 Web site: www.parker.com/pneumatics